


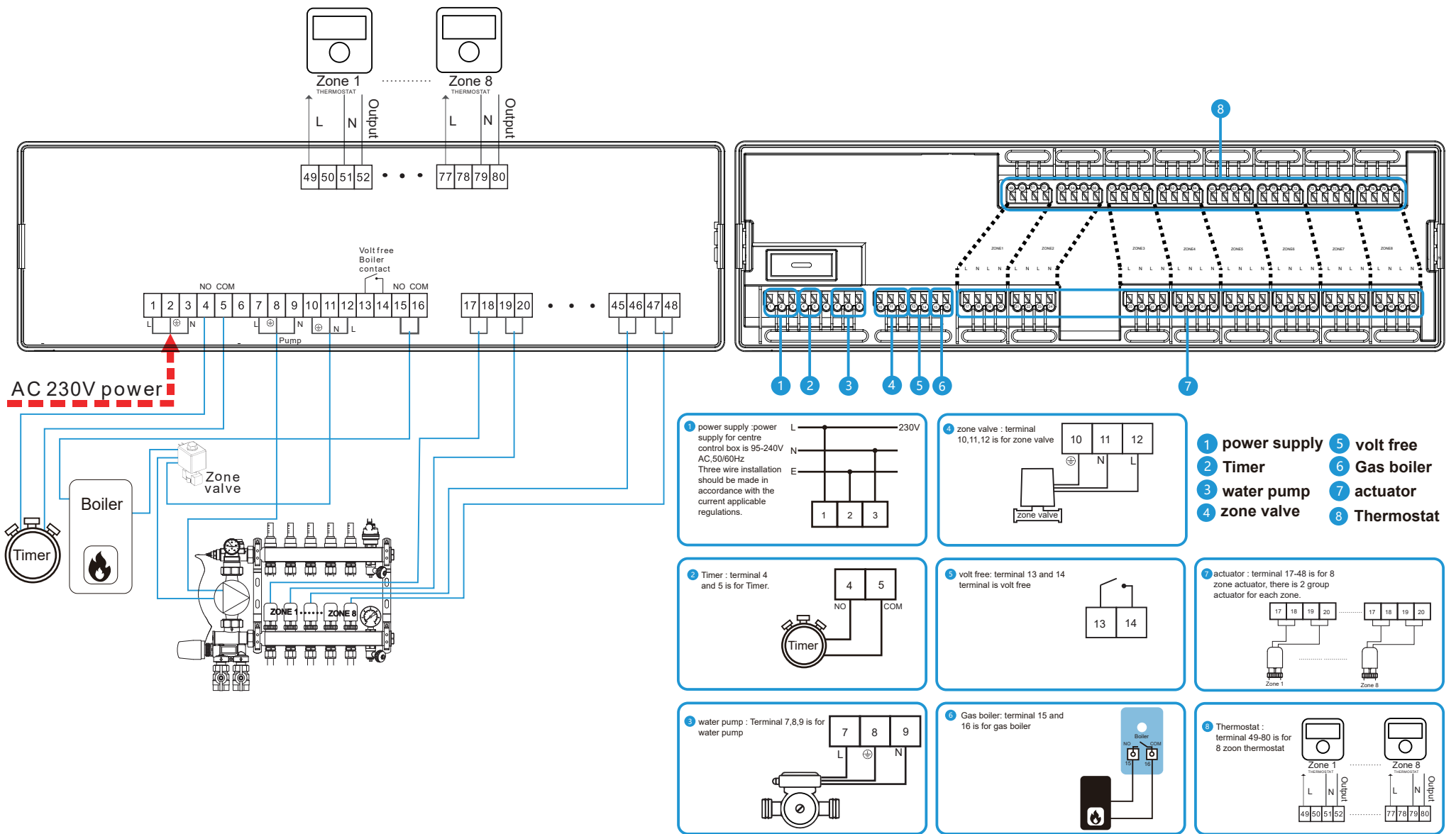
8 zone wired centre controller



The wired centre controller is used to provide a temperature control system for room heating, integrating the switching of primary heating sources with the control of water temperature and mixing devices. This ensures the best possible comfort conditions and also reduces energy consumption.


This 8 zone wired centre controller with LED indication light, used on water floor heating system, compatible with gas boiler, zone valve, water pump, timer etc

Installation and wiring diagram



SPECIFICATION

Dimension: 320x95x38 mm
 Mounting type: Din rail mounting/on wall
 Voltage: AC 100-240V, 50/60Hz
 Max load current: 10(2)A, (normal fuse current is 2A)
 No. of zones : 8
 No. of actuators per zone: 2
 Working temp : -20 C ~60 C
 Color : white



FEATURE

- ◆ Each master controller can control a maximum of 8 rooms / zones.
- ◆ The master contains outputs for the switching of thermal actuators, boilers and valves.
- ◆ Indicator lights show the status of the outputs.

IMPORTANT SAFETY INFORMATION

- ◆ Always turn off power at the main power source by unscrewing fuse or switching circuit breaker to the off position before installing, removing, cleaning, or servicing this thermostat.
- ◆ Read all of the information in this manual before installing this thermostat.
- ◆ Only a professional contractor should install this thermostat.
- ◆ All wiring must conform to local and national building and electrical codes and ordinances.
- ◆ If system is not operating properly, check wiring and replace fuse if necessary.
- ◆ Use this thermostat only as described in this manual.

KEYBOARD AND SWITCH DESCRIPTION

Output indication:

1. WIRING:

MAINS SUPPLY: Power supply 100~240VAC 50/60Hz 10A
 TIMER: Input I_{max} 10A 250VAC
 ZONE 1-8: Room thermostat sub unit or Actuator sub unit
 L: Line Voltage
 N: Neutral Voltage
 L1: Line Voltage or Load
 PE: Power Earth
 Valve: I_{max} 3(2)A output
 BOILER: passive output for boiler I_{max} 2(1)A 250VAC OUTPUT

2. LED

- POWER** Power indicator when power input, the white indicator lit up.
- ZONE** When 1# to 8# rooms / zones control indicate output, the white indicator lit up.
- BOILER** Signal indicator: When water radiant boiler start work, the green indicator lit up.
 ◆ When the 8 room channel lights of output stop all, any room channel light restart the output, boiler will be delay output 3 to 5 minutes.

INSTALLTION

